

MONOBODIES
Anti-HTLV-I p19
Clone TP-7

PRODUCT DESCRIPTION:

This murine monoclonal antibody reacts with Human T-Lymphotropic Virus Type I (HTLV-I) core p19. Cross reactivity with HTLV-II p19 has been observed. The antibody is of the IgG1 subclass and has been purified from serum-free cell culture supernatant by ammonium sulfate precipitation. Anti-HTLV-I p19 Clone TP-7 exhibits reactivity with viral lysates examined using Western blotting. It also exhibits reactivity with T-cell cultures which are infected with HTLV-I using indirect immunofluorescence. The antibody immunoprecipitates core protein from radiolabeled infected cell extracts.

CONTENTS:

Each vial contains 1 mg of antibody in phosphate-buffered saline (PBS). No preservatives added.

RECOMMENDED USAGE:

Anti-HTLV-I p19 Clone TP-7 is used to detect HTLV-I core protein in viral or infected cell lysates. Studies on core antigen synthesis and metabolism can be performed using Western blotting or radioimmunoprecipitation analysis. The antibody is also valuable for the affinity isolation of HTLV-I core protein. Antibody dilutions should be prepared using buffers containing suitable protein in order to stabilize antibody activity. Optimal dilution of antibody must be determined experimentally by the investigator.








RECOMMENDED STORAGE:

Stable at -10°C or below. The material may be re-frozen after thawing. Repetitive freezing and thawing is not recommended (aliquot as necessary). Thawed material may be stored at 4°C for short-term usage.

REFERENCE:

Manuel, S.L., Schell, T.D., Acheampong, E., Rahman, S., Khan, Z.K., Jain, P. 2009. Presentation of human T cell leukemia virus type 1 (HTLV-1) Tax protein by dendritic cells: the underlying mechanism of HTLV-1-associated neuroinflammatory disease. *J. Leukoc. Biol.* **86**:1205-1216.

PI0801107
Revision: 05
Effective Date: 08/19/2021

	Catalog Number		Temperature Limitation
	Batch Code		Expiration Date
	For Research Use Only		Biological Risk
	Manufacturer		

PCA# 21-112 & 21-244
Page 1 of 1