

MONOBODIES
Anti-HTLV-I p24
Clone 45/3.24.4

PRODUCT DESCRIPTION:

This murine monoclonal antibody reacts with Human T-Lymphotropic Virus Type I (HTLV-I) core protein, p24. The antibody was raised by immunizing BALB/c mice with purified HTLV-I lysate. Cross-reactivity with the core protein of HTLV-II (MoT) has been observed. The antibody is of the IgG1 subclass and has been purified from serum-free culture supernatant by protein A chromatography. The antibody is greater than 85% pure according to coomassie stained SDS polyacrylamide gel electrophoresis. Anti-HTLV-I p24 Clone 46/3.24.4 exhibits reactivity with viral lysates using solid-phase enzyme immunoassay and immunoblotting. The antibody immunoprecipitates p24 core protein from radiolabeled cell lysates.

CONTENTS:

Each vial contains 1 mg of antibody in phosphate-buffered saline (PBS). No preservatives added.








RECOMMENDED USAGE:

The antibody is used to detect HTLV-I core protein in lysates prepared from virions or infected cells. Using immunoblotting and/or radioimmunoprecipitation analysis, the biosynthesis and metabolism of viral core protein may be studied. Antibody dilutions should be prepared using buffers containing suitable protein in order to stabilize antibody activity. Optimal dilution of antibody must be determined experimentally by the investigator.

RECOMMENDED STORAGE:

Stable at -10°C or below. The material may be re-frozen after thawing. Repetitive freezing and thawing is not recommended (aliquot as necessary). Thawed material may be stored at 4°C for short-term usage.

PI0801110
Revision: 02
Effective Date: 08/20/2021

	Catalog Number		Temperature Limitation
	Batch Code		Expiration Date
	For Research Use Only		Biological Risk
	Manufacturer		

PCA# 21-112 & 21-244
Page 1 of 1