

INFLUENZA A H1N1pdm VIRUS (NY/01/09*) Purified Virus Lysate

PRODUCT DESCRIPTION:

Influenza Virus is an enveloped virus with a diameter of 80-120 nm, and contains a single-stranded, segmented, negative-sense RNA within a nucleocapsid.

Influenza A H1N1 Pandemic 2009 (H1N1pdm) Virus is propagated in the MDCK cell line.

This virus is purified using sucrose density gradient ultracentrifugation, disrupted in the presence of 0.5% Triton X-100 non-ionic detergent/0.6 M KCl, and heat inactivated.

Viral lysate is usually sold in a vial containing 1.0 mg of protein, and is shipped on dry ice. Protein concentrations generally range from 0.5 to 3.0 mg/mL.

Custom orders are available, including specific buffer formulations and package sizes.

INTENDED USE:

This product is intended for research, product development, quality assurance testing, or further manufacturing use.

Viral lysates can be utilized as an antigen, as a source for the purification of viral proteins, or for the detection of viral antibodies. Applications include:

- Immunodetection of antibodies to Influenza A Virus using solid-phase enzyme immunoassays (EIA)
- Western blot
- Dot blot
- Other protein-based assay.

ETIOLOGIC STATUS/BIOHAZARD TESTING:

Influenza Virus is a Biosafety Level 2 organism.

Viral inactivation is verified for every lot of lysate by the absence of viral growth in validated tissue culture based infectivity assays.

PRECAUTIONS:

USE UNIVERSAL PRECAUTIONS when handling this product!

Viral lysate has been treated by a method validated to be effective for virus inactivation. However, no method can be guaranteed 100% effective.

This material should be handled as if capable of transmitting infectious agents.

RECOMMENDED STORAGE:

Viral lysate should be stored at -65°C or below.

To avoid repeat freeze-thaws, which could negatively impact product performance, viral lysate should be stored in aliquots upon receipt.




DO NOT USE IN HUMANS. FOR RESEARCH USE ONLY. NOT FOR USE IN DIAGNOSTIC PROCEDURES.

These products are NOT intended for use in the manufacture or processing of injectable products subject to licensure under section 351 of the Public Health Service Act, or for any other product intended for administration to humans.

*Please note that although similar in nomenclature, **this is a 2009 H1N1 pandemic Influenza strain** and does NOT correlate with the *seasonal* 2009 Influenza strains found in the Fludb.org database. For reference, the NCBI Taxon IDs for the *seasonal* Influenza strains listed in the Fludb.org database are: A/New York/01/2009 (H1N1) - 666252; B/New York/01/2009 - 664512; A/New York/02/2009 (H1N1) - 666298; and A/New York/03/2009 (H3N2) - 659637.

This product was manufactured in a facility which has a Quality Management System that is ISO 13485 certified.

PI0810248
Rev. No./Replaces: 5 / 11/2017

| | | | |
|-----|-----------------------|---|------------------------|
| REF | Catalog Number |  | Temperature Limitation |
| LOT | Lot Number |  | Biological Risk |
| RUO | For Research Use Only |  | Date of Manufacture |

ZeptoMetrix Corporation
878 Main Street
Buffalo, NY 14202
800-274-5487
www.zeptometrix.com

PCA No.: 18-007